

Figure 11.1. Types of branched and linear structures that occur in polysaccharides (5). Each circle represents a simple sugar or uronic acid unit.

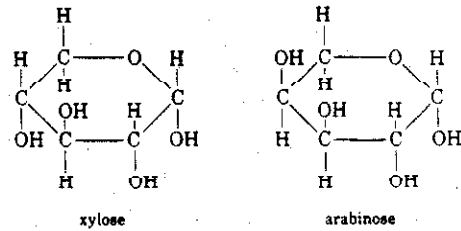
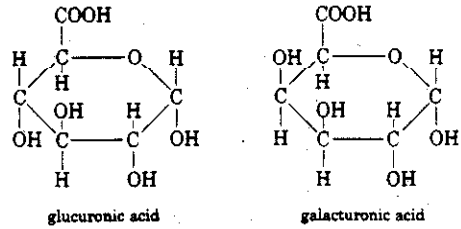
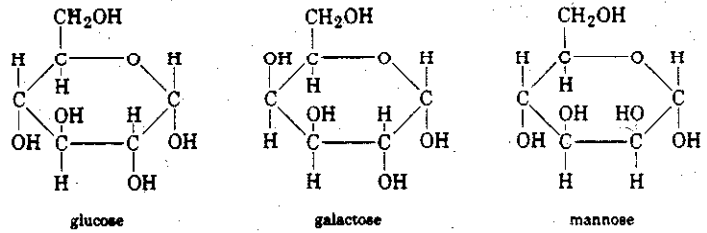


Figure 11.2. Structure of constituents of hemicelluloses.